


磁保持继电器——ZK05-100系列



产品特点 Characteristic

- ◆ 仅需脉冲激励, 可单、双线圈, 功耗低, 体积小
Only Pulse Excitation, Single or Double Coil . Low Power Consumption, Small Size
- ◆ 能承受 3000A/10ms 冲击电流触点间耐压 2KV
Impulse Currents : 3000A/10ms , 2KV Dielectric Strength (Between Contacts)
- ◆ 抗短路设计
With the Design of Anti-short Circuit
- ◆ 满足 IEC62055-31 UC2 标准
Meet the Standard of IEC62055-31 UC2

触点参数 Contact Parameters

触点形式 Contact Type	1H,1D	
触点材料 Contact Material	AgSnO ₂	
接触电阻 Contact Resistance	最大值 Maximum Value	≤2mΩ (1A/24VDC)
	典型值 Typical Value	0.8mΩ
触点负荷 Contact Load	100A/250VAC	
最大切换电流 Max.Switching Current	100A	
最大切换电压 Max.Switching Voltage	250VAC	
最大切换功率 Max.Switching Power	25KVA	

性能参数 Characteristics

动作时间 Operate Time	≤30ms	
释放时间 Release Time	≤30ms	
绝缘电阻 Insulation Resistance	1000MΩ(500VDC)	
介质耐压 Dielectric Strength	触点与线圈间 Between Contacts&Coil	4000VAC 1min
	触点与触点间 Between Open Contacts	2000VAC 1min
寿命 Endurance	机械寿命 Mechanical Endurance	1×10 ⁶ cycles
	电气寿命 Electrical Endurance	1×10 ⁶ cycles
抗冲击 Shock Resistance	稳定性 Functional	98m/s ²
	强度 Destructive	980m/s ²
抗震动 Vibration Resistance	10Hz~55Hz1.5mm DA	
湿度 Humidity	98%RH,40℃	
温度范围 Ambient Temperature	-40℃~70℃	
温升(额定负载) Temperature (rated load)	≤55K	
重量 Unit Weight	Approx.70g	

线圈参数 Coil Parameters

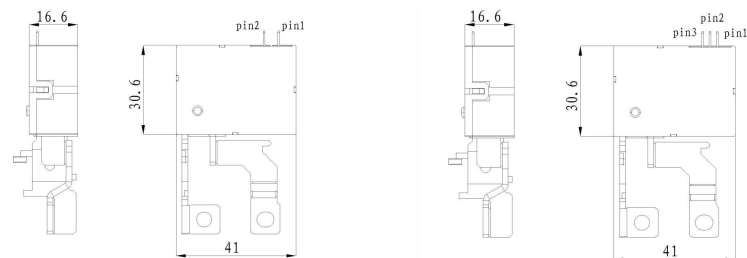
额定电压 (VDC) Nominal Voltage	线圈电阻×(1±10%) Ω Coil Resistance ×(1±10%) Ω		动作 复归电压 (VDC) Pick-up Voltage Drop-out Voltage	脉冲宽度 (ms) Pulse Width	线圈功率 (W) Coil Power	
	单线圈 Single Coil	双线圈 Double Coil			单线圈 Single Coil	双线圈 Double Coil
6	15	7.5+7.5	Operating voltage is 80% of the nominal voltage	100	2.4	4.8
9	34	17+17				
12	60	30+30				
24	240	120+120				
48	960	480+480				

线圈电压可按需定制 Coil voltage can be customized

磁保持继电器——ZK05-100系列

外形图、接线图、安装孔尺寸 (单位: mm)

Outline Dimensions, Wiring Diagram and Pc Board Layout(Unit:mm)

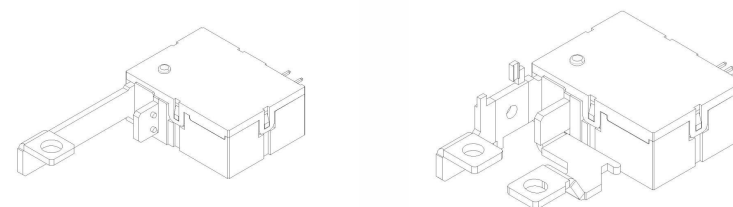


典型用途 Typical Uses

智能电能表
Intelligent Electric Meter

电力复合开关
Composite Power Switch

典型安装规格 Typical Installation Specifications



注意事项 Matters Needing Attention

1.磁保持继电器出厂状态为触点闭合状态(复位状态),但因运输或继电器安装时受到冲击等因素的影响,可能会改变状态,因此在使用前(电源接入时)有必要采取措施重新使其复位。

Magnetic latching relay factory condition for contact closure state, but because carry or installed when subjected to impact, may change state, therefore before use to make its reset.

2.为了确保磁保持继电器可靠动作,施加到线圈上的激励电压须达到额定值,且脉冲宽度设置须达到动作时间的5倍以上。

In order to ensure the reliability of relay coil voltage, must reach the rated value, the pulse width must be 5 times more time.

3.不带软铜编织线的磁保持继电器,负载引出脚不能焊锡,不能随意扳动。

Not with braided line relay, the load pin can not solder, not arbitrarily wrenched.